

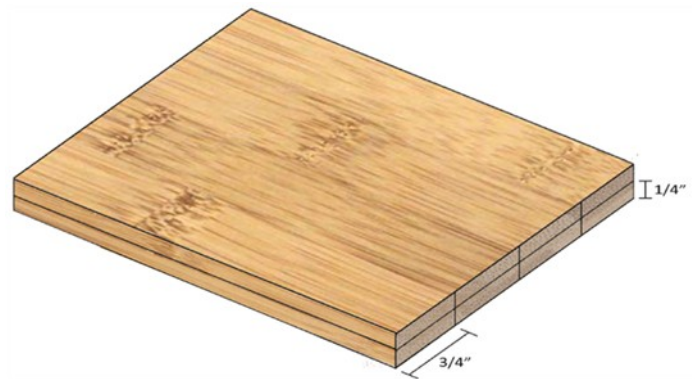
**Lamboo® Elite™**  
**Grain & Layup Options**

**\*\*Elite™ Available In Both Natural Carbonized Color\*\***

Bamboo culms are hand selected, harvested, cured, and then ripped lengthways into Slats 3/4" wide, then planed to 1/4" thick, to remove the nodes and make a uniform 1/4" x 3/4" strip of solid bamboo. Each strip is then configured accordingly and heat pressed together with specified adhesive for interior or exterior use. Once the material is heat pressed, the completed panel goes through a final inspection before packaged.

**Horizontally Pressed Panels**— Solid bamboo strips are configured horizontally and heat pressed against each other on the narrow 1/4" edge side of the strip and glued to create one uniform 1/4" single ply (layer) that can then be laminated into different thicknesses of panels. Horizontally configured panels allow for the nodes of the bamboo to be more aesthetically prevalent throughout the face of the panel.

**Horizontal Solid Ply**



\*Solid Ply – Material is configured:

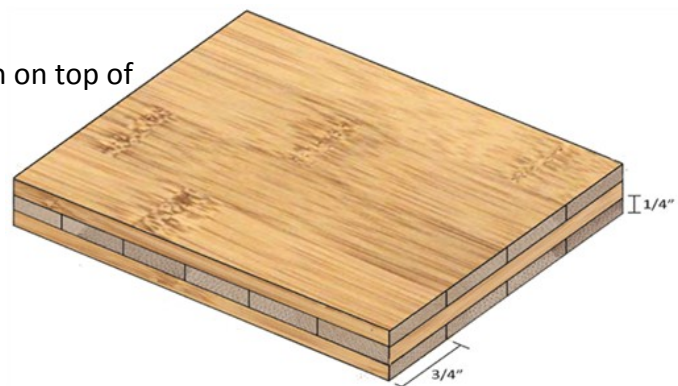
- Horizontal Flat ply (layer) on top of
- Horizontal Flat ply (layer) in a continuous pattern.

Each ply is 1/4" thick, (ex: 1-1/2" solid ply panels would have a 6 ply configuration)

\*Cross Ply – Material is configured:

- Horizontal Flat ply (layer) on top of
- Horizontal Flat ply (layer) turned across the grain on top of
- Horizontal Flat ply (layer)

**Horizontal Cross Ply**



Each flat ply is 1/4" thick; by configuring the panel with a cross ply lamination each manufactured panel has extra strength and rigidity.

**Vertically Pressed Panels** – Solid Bamboo strips are vertically pressed against each other and laid up on the wide 3/4" side of the strip and glued to create one uniform 3/4" thick panel. Vertically pressed strips allow for the nodes to not be as aesthetically prevalent and have a slightly tighter grain pattern.

\* Solid Ply – Material is configured:

Vertical Solid ply (layer) on top of  
Vertical Solid ply (layer) in a continuous pattern.

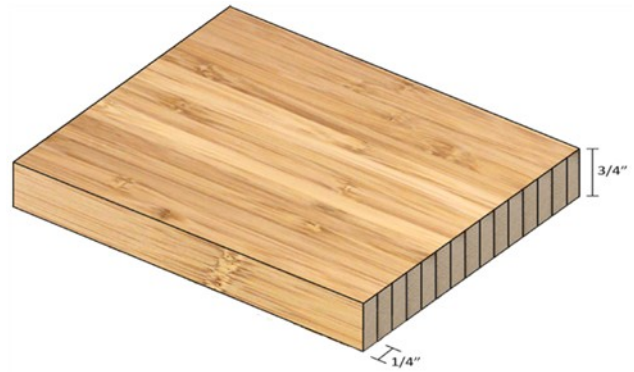
Each ply is 1/4" or 3/4" thick depending on requirements for panel configuration.

\*Cross Ply – Material is configured with

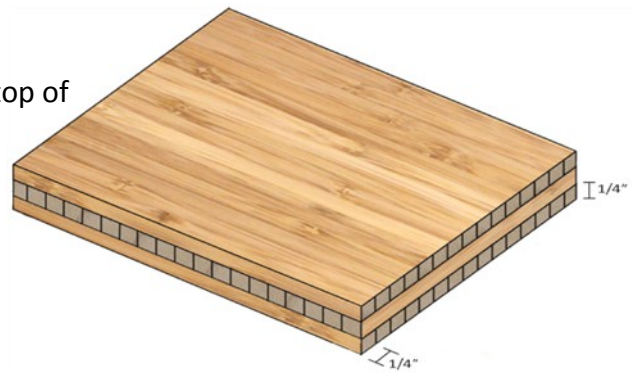
Vertical End ply (layer) on top of  
Vertical End ply (layer) turned across the grain on top of  
Vertical End ply (layer)

Each end ply is 1/4" or 3/4" creating a cross ply panel, manufactured for extra strength and rigidity.

**Vertical Solid Ply**



**Vertical Cross Ply**



**\*\*CUSTOM LAY UPS ARE AVAILABLE UPON REQUEST WITH 10 WEEK LEAD TIME\*\***  
**\*\*GRAIN TYPE SPECIFIED FOR OUTER GRAIN ALONG THE FACE OF PANEL\*\***

**Custom Options Limitations –**

\*Opposite Directional Grain Layup (Example, grain can be positioned longitudinally the length of the panel or latitudinal the width of the panel.

\*Custom Ply Lay ups – Each uniform slat is 1/4" x 1/4" or 1/4" x 3/4", and each custom ply configuration will be individually assessed and bid per customers request.

\*Panels are available in size ranges up to 16' long with traditional shipping. Lengths up to 20' available with use of oversize carriers.

**Strand Pressed Panels** – Shredded bamboo fibers are sorted, paired with like sizes and then heat pressed together with adhesives to eliminate voids, and form one uniform panel. Strand panels are more dense then Horizontal and Vertical, solid and cross ply panels, and are ideal to achieve a tight grain aesthetic appearance.

**Strand Grain**

